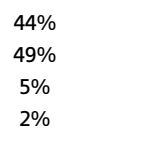
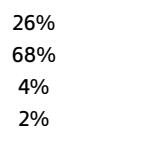
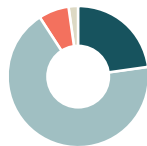


Osaic allocation models

Asset Class	Allocation Income November 2025	Allocation Income & Growth November 2025	Allocation Growth & Income November 2025	Allocation Growth November 2025	Allocation Aggressive Growth November 2025
Large Cap Value	9%	14%	20%	25%	27%
Large Cap Growth	6%	12%	18%	23%	24%
Mid Cap Value	2%	4%	5%	9%	11%
Mid Cap Growth	2%	3%	4%	6%	8%
Small Cap Value	2%	4%	6%	7%	8%
Small Cap Growth	2%	2%	5%	6%	7%
International	3%	5%	5%	5%	5%
Intermediate-Term Bond	68%	49%	30%	12%	5%
Alternatives	4%	5%	5%	5%	3%
Cash	2%	2%	2%	2%	2%
Total	100%	100%	100%	100%	100%

■ Equity
■ Fixed-Income
■ Alternatives
■ Cash



Allocation is as of 11/25/2025.

FINANCIAL PROFESSIONAL USE ONLY. Index performance does not reflect the deduction of any fees and expenses, and if deducted, performance would be reduced. Indexes are unmanaged and investors are not able to invest directly into any index. Past performance cannot guarantee future results.

The statements provided herein are based solely on the opinions of the Osaic Investment Research Team and are being provided for general information purposes only. Neither the information nor any opinion expressed constitutes an offer or a solicitation to buy or sell any securities or other financial instruments. Any opinions provided herein should not be relied upon for investment decisions and may differ from those of other departments or divisions of Osaic or its affiliates. Certain information may be based on information received from sources the Osaic Investment Research Team considers reliable; however, the accuracy and completeness of such information cannot be guaranteed. Certain statements contained herein may constitute "projections," "forecasts" and other "forward-looking statements" which do not reflect actual results and are based primarily upon applying retroactively a hypothetical set of assumptions to certain historical financial information. Any opinions, projections, forecasts and forward-looking statements presented herein reflect the judgment of the Osaic Investment Research Team only as of the date of this document and are subject to change without notice. Osaic has no obligation to provide updates or changes to these opinions, projections, forecasts and forward-looking statements. Osaic is not soliciting or recommending any action based on any information in this document.

Securities and investment advisory services are offered through the firms: Osaic Wealth, Inc. and Osaic Institutions, Inc., broker-dealers, registered investment advisers, and members of FINRA and SIPC. Securities are offered through Osaic Services, Inc. and Ladenburg Thalmann & Co., broker-dealers and members of FINRA and SIPC. Advisory services are offered through Ladenburg Thalmann Asset Management, Inc., Osaic Advisory Services, LLC. and CW Advisors, LLC., registered investment advisers. Advisory programs offered by Osaic Wealth, Inc. are sponsored by VISION2020 Wealth Management Corp., an affiliated registered investment adviser.